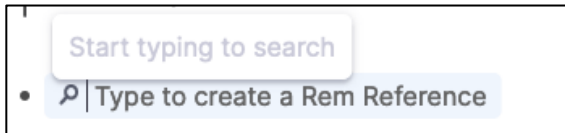


# RemNote – Creating Links

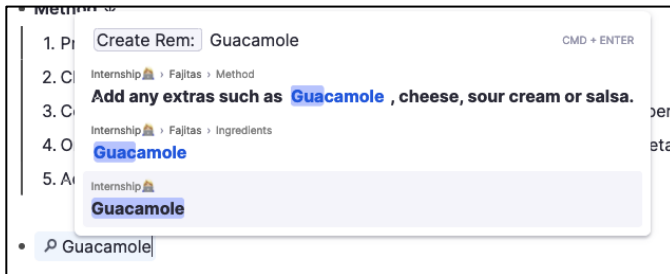
## Step 1

- Type [[ where you would like your link. A box will appear saying ‘type here to create a Rem Reference’.



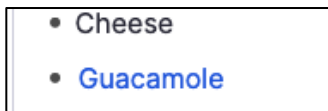
## Step 2

- Type the name of the document you would like to link to.



## Step 3

- Click the document you would like to link to. Your link will now appear in blue text.



## Step 4

- Click the link to go to that document. Right click it to see a preview.

